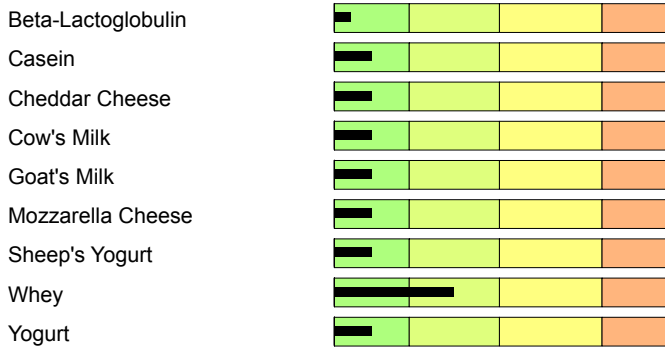


Requisition #: 9900001
Patient Name: Sample Report GPL02-DB
Date of Birth: Apr 10, 2005
Gender: M

Practitioner: REGENERUS LABS
Date of Collection: Dec 1, 2022
Time of Collection: Not Given
Print Date: Apr 6, 2023
Report Date: December 01, 2021

IgG Food MAP (190) - DBS

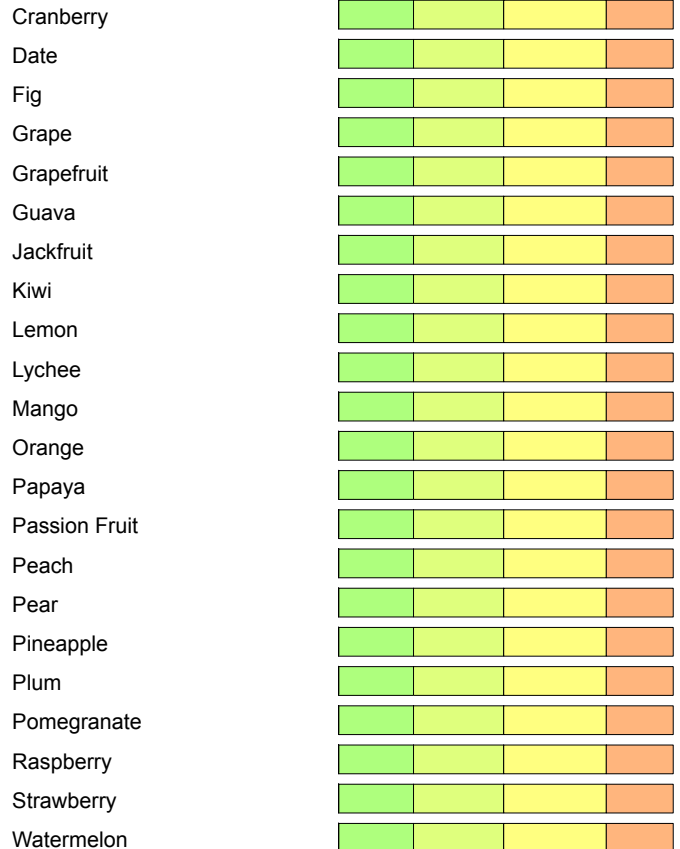

Dairy



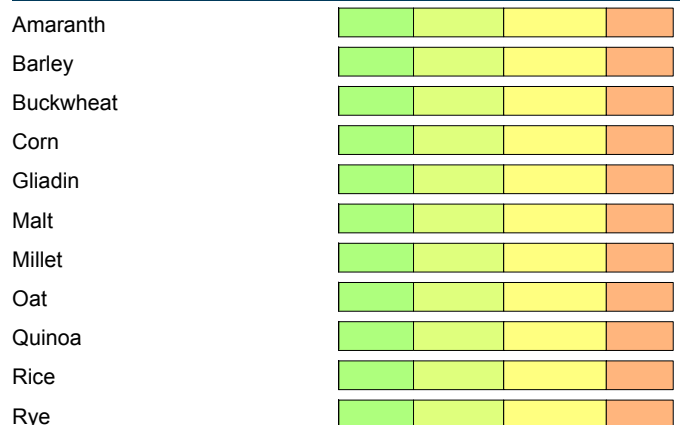
Beans and Peas



Fruits



Grains



Testing performed by The Great Plains Laboratory, LLC., Overland Park, Kansas. The Great Plains Laboratory has developed and determined the performance characteristics of this test. This test has not been evaluated by the U.S. Food and Drug Administration.

Requisition #: 9900001
Patient Name: Sample Report GPL02-DB
Date of Birth: Apr 10, 2005
Gender: M

Practitioner: REGENERUS LABS
Date of Collection: Dec 1, 2022
Time of Collection: Not Given
Print Date: Apr 6, 2023
Report Date: December 01, 2021

IgG Food MAP (190) - DBS

Grains Continued

Sorghum			
Teff			
Wheat Gluten			
Whole Wheat			

Fish/Seafood

Abalone			
Anchovy			
Bass			
Bonito			
Codfish			
Crab			
Halibut			
Jack Mackerel			
Lobster			
Octopus			
Oyster			
Pacific Mackerel (Saba)			
Pacific Saury			
Perch			
Red Snapper			
Salmon			
Sardine			
Scallop			
Shrimp			
Small Clam			
Squid			
Tilapia			
Trout			
Tuna			

Meat/Fowl

Beef			
Chicken			

Duck			
Egg White			
Egg Yolk			
Goose			
Lamb			
Pork			
Turkey			

Nuts/Seeds

Almond			
Brazil Nut			
Cashew			
Chestnut			
Chia Seed			
Flax Seed			
Hazelnut			
Hemp Seed			
Macadamia Nut			
Peanut			
Pecan			
Pine Nut			
Pistachio			
Pumpkin Seed			
Sesame Seed			
Sunflower Seed			
Walnut			

Vegetables

Artichoke			
Asparagus			
Avocado			
Bamboo Shoot			
Bean Sprout			
Beet			
Bell Pepper			

Testing performed by The Great Plains Laboratory, LLC., Overland Park, Kansas. The Great Plains Laboratory has developed and determined the performance characteristics of this test. This test has not been evaluated by the U.S. Food and Drug Administration.

Requisition #: 9900001
Patient Name: Sample Report GPL02-DB
Date of Birth: Apr 10, 2005
Gender: M

Practitioner: REGENERUS LABS
Date of Collection: Dec 1, 2022
Time of Collection: Not Given
Print Date: Apr 6, 2023 December 01, 2021
Report Date:

IgG Food MAP (190) - DBS

Vegetables Continued

Bitter Gourd			
Broccoli			
Brussel Sprout			
Burdock Root			
Cabbage			
Carrot			
Cauliflower			
Celery			
Chili Pepper			
Cucumber			
Eggplant			
Enoki Mushroom			
Garlic			
Kale			
Leek			
Lettuce			
Lotus Root			
Napa Cabbage			
Olive (Green)			
Onion			
Portabella Mushroom			
Potato			
Pumpkin			
Radish			
Seaweed Kombu Kelp			
Seaweed Nori			
Seaweed Wakame			
Shitake Mushroom			
Spinach			
Sweet Potato			
Tomato			
Yam			
Yellow Squash			

Yuca			
Zucchini			

Herbs/Spices

Basil			
Bay Leaf			
Black Pepper			
Cayenne Pepper			
Cilantro			
Cinnamon			
Cloves			
Cumin			
Curry			
Dill			
Ginger			
Hops			
Mint			
Miso			
Mustard Seed			
Oregano			
Paprika			
Rosemary			
Sage			
Tarragon			
Thyme			
Turmeric			
Vanilla Bean			

Miscellaneous

Bromelain			
Cane Sugar			
Cocoa Bean			
Coffee			
Green Tea			
Honey			

Testing performed by The Great Plains Laboratory, LLC., Overland Park, Kansas. The Great Plains Laboratory has developed and determined the performance characteristics of this test. This test has not been evaluated by the U.S. Food and Drug Administration.




Requisition #: 9900001
Patient Name: Sample Report GPL02-DB
Date of Birth: Apr 10, 2005
Gender: M

Practitioner: REGENERUS LABS
Date of Collection: Dec 1, 2022
Time of Collection: Not Given
Print Date: Apr 6, 2023 December 01,
Report Date: 2021

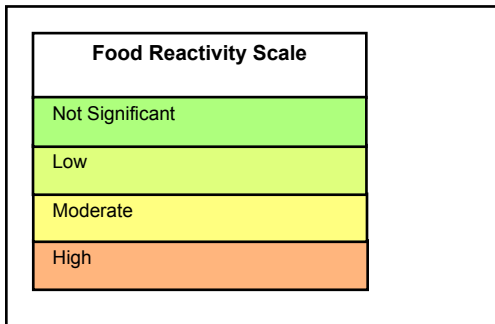

IgG Food MAP (190) - DBS

Miscellaneous

Continued

Meat Glue			
Oolong Tea			

Reactivity Summary



Requisition #: 9900001
Patient Name: Sample Report GPL02-DB
Date of Birth: Apr 10, 2005
Gender: M

Practitioner: REGENERUS LABS
Date of Collection: Dec 1, 2022
Time of Collection: Not Given
Print Date: Apr 6, 2023 December 01, 2021
Report Date:

Reactivity Details

Dairy

Antigen Name	Analyte	Scale	Value *	Not Significant
Beta-Lactoglobulin	IgG	Not Significant	1.00	< 4.47
Casein	IgG	Not Significant	1.00	< 13.72
Cheddar Cheese	IgG	Not Significant	6.00	< 9.14
Cow's Milk	IgG	Not Significant	2.00	< 8.86
Goat's Milk	IgG	Not Significant	1.00	< 6.13
Mozzarella Cheese	IgG	Not Significant	4.00	< 9.91
Sheep's Yogurt	IgG	Not Significant	1.00	< 3.79
Whey	IgG	Low	9.00	< 4.53
Yogurt	IgG	Not Significant	5.00	< 9.25

Beans and Peas

Antigen Name	Analyte	Scale	Value *	Not Significant
Adzuki Bean	IgG	Not Significant	1.00	< 4.47
Black Bean	IgG	Low	7.00	< 4.47
Garbanzo Bean	IgG	Not Significant	1.00	< 4.47
Green Bean	IgG	Low	9.00	< 4.47
Green Pea	IgG	Not Significant	4.00	< 4.47
Kidney Bean	IgG	Not Significant	0.00	< 4.47
Lentil	IgG	Not Significant	0.00	< 4.47
Lima Bean	IgG	Not Significant	0.00	< 4.47
Mung Bean	IgG	Not Significant	0.00	< 4.47
Navy Bean	IgG	Not Significant	0.00	< 4.47
Pinto Bean	IgG	Not Significant	0.00	< 4.47
Soybean	IgG	Not Significant	0.00	< 4.47
Tofu	IgG	Not Significant	0.00	< 4.47

Fruits

Antigen Name	Analyte	Scale	Value *	Not Significant
Acai Berry	IgG	Not Significant	0.00	< 4.47
Apple	IgG	Not Significant	0.00	< 4.47
Apricot	IgG	Not Significant	0.00	< 4.47
Banana	IgG	Not Significant	0.00	< 4.47
Blueberry	IgG	Not Significant	0.00	< 4.47
Cantaloupe	IgG	Not Significant	0.00	< 4.47
Cherry	IgG	Not Significant	0.00	< 4.47
Coconut	IgG	Not Significant	0.00	< 4.47
Cranberry	IgG	Not Significant	0.00	< 4.47
Date	IgG	Not Significant	0.00	< 4.47
Fig	IgG	Not Significant	0.00	< 4.47
Grape	IgG	Not Significant	0.00	< 4.47
Grapefruit	IgG	Not Significant	0.00	< 4.47
Guava	IgG	Not Significant	0.00	< 4.47
Jackfruit	IgG	Not Significant	0.00	< 4.47
Kiwi	IgG	Not Significant	0.00	< 4.47
Lemon	IgG	Not Significant	0.00	< 4.47
Lychee	IgG	Not Significant	0.00	< 4.47
Mango	IgG	Not Significant	0.00	< 4.47
Orange	IgG	Not Significant	0.00	< 4.47
Papaya	IgG	Not Significant	0.00	< 4.47
Passion Fruit	IgG	Not Significant	0.00	< 4.47
Peach	IgG	Not Significant	0.00	< 4.47
Pear	IgG	Not Significant	0.00	< 4.47
Pineapple	IgG	Not Significant	0.00	< 7.19
Plum	IgG	Not Significant	0.00	< 4.47
Pomegranate	IgG	Not Significant	0.00	< 4.47
Raspberry	IgG	Not Significant	0.00	< 4.47
Strawberry	IgG	Not Significant	0.00	< 4.47
Watermelon	IgG	Not Significant	0.00	< 4.47

* MFI x 1000

Grains

Antigen Name	Analyte	Scale	Value *	Not Significant
Amaranth	IgG	Not Significant	0.00	< 4.47
Barley	IgG	Not Significant	0.00	< 4.47
Buckwheat	IgG	Not Significant	0.00	< 4.47
Corn	IgG	Not Significant	0.00	< 4.47
Gliadin	IgG	Not Significant	0.00	< 3.83
Malt	IgG	Not Significant	0.00	< 4.47
Millet	IgG	Not Significant	0.00	< 4.47
Oat	IgG	Not Significant	0.00	< 4.47
Quinoa	IgG	Not Significant	0.00	< 4.47
Rice	IgG	Not Significant	0.00	< 4.47
Rye	IgG	Not Significant	0.00	< 2.29
Sorghum	IgG	Not Significant	0.00	< 4.47
Teff	IgG	Not Significant	0.00	< 4.47
Wheat Gluten	IgG	Not Significant	0.00	< 2.91
Whole Wheat	IgG	Not Significant	0.00	< 3.63

Fish/Seafood

Antigen Name	Analyte	Scale	Value *	Not Significant
Abalone	IgG	Not Significant	0.00	< 4.47
Anchovy	IgG	Not Significant	0.00	< 4.47
Bass	IgG	Not Significant	0.00	< 4.47
Bonito	IgG	Not Significant	0.00	< 4.47
Codfish	IgG	Not Significant	0.00	< 4.47
Crab	IgG	Not Significant	0.00	< 4.47
Halibut	IgG	Not Significant	0.00	< 4.47
Jack Mackerel	IgG	Not Significant	0.00	< 4.47
Lobster	IgG	Not Significant	0.00	< 4.47
Octopus	IgG	Not Significant	0.00	< 4.47
Oyster	IgG	Not Significant	0.00	< 4.47
Pacific Mackerel (Sa	IgG	Not Significant	0.00	< 4.47
Pacific Saury	IgG	Not Significant	0.00	< 4.47
Perch	IgG	Not Significant	0.00	< 4.47
Red Snapper	IgG	Not Significant	0.00	< 4.47
Salmon	IgG	Not Significant	0.00	< 4.47
Sardine	IgG	Not Significant	0.00	< 4.47
Scallop	IgG	Not Significant	0.00	< 4.47
Shrimp	IgG	Not Significant	0.00	< 4.47
Small Clam	IgG	Not Significant	0.00	< 4.47
Squid	IgG	Not Significant	0.00	< 4.47
Tilapia	IgG	Not Significant	0.00	< 4.47
Trout	IgG	Not Significant	0.00	< 4.47
Tuna	IgG	Not Significant	0.00	< 4.47

* MFI x 1000

Meat/Fowl

Antigen Name	Analyte	Scale	Value *	Not Significant
Beef	IgG	Not Significant	0.00	< 4.47
Chicken	IgG	Not Significant	0.00	< 4.47
Duck	IgG	Not Significant	0.00	< 4.47
Egg White	IgG	Not Significant	0.00	< 5.72
Egg Yolk	IgG	Not Significant	0.00	< 4.47
Goose	IgG	Not Significant	0.00	< 4.47
Lamb	IgG	Not Significant	0.00	< 4.47
Pork	IgG	Not Significant	0.00	< 4.47
Turkey	IgG	Not Significant	0.00	< 4.47

Nuts/Seeds

Antigen Name	Analyte	Scale	Value *	Not Significant
Almond	IgG	Not Significant	0.00	< 1.84
Brazil Nut	IgG	Not Significant	0.00	< 4.47
Cashew	IgG	Not Significant	0.00	< 4.47
Chestnut	IgG	Not Significant	0.00	< 4.47
Chia Seed	IgG	Not Significant	0.00	< 4.47
Flax Seed	IgG	Not Significant	0.00	< 4.47
Hazelnut	IgG	Not Significant	0.00	< 4.47
Hemp Seed	IgG	Not Significant	0.00	< 4.47
Macadamia Nut	IgG	Not Significant	0.00	< 4.47
Peanut	IgG	Not Significant	0.00	< 4.73
Pecan	IgG	Not Significant	0.00	< 4.47
Pine Nut	IgG	Not Significant	0.00	< 4.47
Pistachio	IgG	Not Significant	0.00	< 4.47
Pumpkin Seed	IgG	Not Significant	0.00	< 4.47
Sesame Seed	IgG	Not Significant	0.00	< 2.59
Sunflower Seed	IgG	Not Significant	0.00	< 4.47
Walnut	IgG	Not Significant	0.00	< 4.47

Vegetables

Antigen Name	Analyte	Scale	Value *	Not Significant
Artichoke	IgG	Not Significant	0.00	< 4.47
Asparagus	IgG	Not Significant	0.00	< 4.47
Avocado	IgG	Not Significant	0.00	< 4.47
Bamboo Shoot	IgG	Not Significant	0.00	< 4.47
Bean Sprout	IgG	Not Significant	0.00	< 4.47
Beet	IgG	Not Significant	0.00	< 4.47
Bell Pepper	IgG	Not Significant	0.00	< 4.47
Bitter Gourd	IgG	Not Significant	0.00	< 4.47
Broccoli	IgG	Not Significant	0.00	< 4.47
Brussel Sprout	IgG	Not Significant	0.00	< 4.47
Burdock Root	IgG	Not Significant	0.00	< 4.47

Cabbage	IgG	Not Significant	0.00	< 4.47
Vegetables(Cont..)				
Antigen Name	Analyte	Scale	Value *	Not Significant
Carrot	IgG	Not Significant	0.00	< 4.47
Cauliflower	IgG	Not Significant	0.00	< 4.47
Celery	IgG	Not Significant	0.00	< 4.47
Chili Pepper	IgG	Not Significant	0.00	< 4.47
Cucumber	IgG	Not Significant	0.00	< 4.47
Eggplant	IgG	Not Significant	0.00	< 4.47
Enoki Mushroom	IgG	Not Significant	0.00	< 4.47
Garlic	IgG	Not Significant	0.00	< 4.47
Kale	IgG	Not Significant	0.00	< 4.47
Leek	IgG	Not Significant	0.00	< 4.47
Lettuce	IgG	Not Significant	0.00	< 4.47
Lotus Root	IgG	Not Significant	0.00	< 4.47
Napa Cabbage	IgG	Not Significant	0.00	< 4.47
Olive (Green)	IgG	Not Significant	0.00	< 4.47
Onion	IgG	Not Significant	0.00	< 4.47
Portabella Mushroom	IgG	Not Significant	0.00	< 4.47
Potato	IgG	Not Significant	0.00	< 4.47
Pumpkin	IgG	Not Significant	0.00	< 4.47
Radish	IgG	Not Significant	0.00	< 4.47
Seaweed Kombu Ke	IgG	Not Significant	0.00	< 4.47
Seaweed Nori	IgG	Not Significant	0.00	< 4.47
Seaweed Wakame	IgG	Not Significant	0.00	< 4.47
Shitake Mushroom	IgG	Not Significant	0.00	< 4.47
Spinach	IgG	Not Significant	0.00	< 4.47
Sweet Potato	IgG	Not Significant	0.00	< 4.47
Tomato	IgG	Not Significant	0.00	< 4.47
Yam	IgG	Not Significant	0.00	< 4.47
Yellow Squash	IgG	Not Significant	0.00	< 4.47
Yuca	IgG	Not Significant	0.00	< 4.47
Zucchini	IgG	Not Significant	0.00	< 4.47

Herbs/Spices

Antigen Name	Analyte	Scale	Value *	Not Significant
Basil	IgG	Not Significant	0.00	< 4.47
Bay Leaf	IgG	Not Significant	0.00	< 4.47
Black Pepper	IgG	Not Significant	0.00	< 4.47
Cayenne Pepper	IgG	Not Significant	0.00	< 4.47
Cilantro	IgG	Not Significant	0.00	< 4.47
Cinnamon	IgG	Not Significant	0.00	< 4.47
Cloves	IgG	Not Significant	0.00	< 4.47
Cumin	IgG	Not Significant	0.00	< 4.47
Curry	IgG	Not Significant	0.00	< 4.47
Dill	IgG	Not Significant	0.00	< 4.47
Ginger	IgG	Not Significant	0.00	< 4.47
Hops	IgG	Not Significant	0.00	< 4.47
Mint	IgG	Not Significant	0.00	< 4.47
Miso	IgG	Not Significant	0.00	< 2.39
Mustard Seed	IgG	Not Significant	0.00	< 4.47
Oregano	IgG	Not Significant	0.00	< 4.47
Paprika	IgG	Not Significant	0.00	< 4.47
Rosemary	IgG	Not Significant	0.00	< 4.47
Sage	IgG	Not Significant	0.00	< 4.47
Tarragon	IgG	Not Significant	0.00	< 4.47
Thyme	IgG	Not Significant	0.00	< 4.47
Turmeric	IgG	Not Significant	0.00	< 4.47
Vanilla Bean	IgG	Not Significant	0.00	< 2.03

Miscellaneous

Antigen Name	Analyte	Scale	Value *	Not Significant
Bromelain	IgG	Not Significant	0.00	< 2.71
Cane Sugar	IgG	Not Significant	0.00	< 4.47
Cocoa Bean	IgG	Not Significant	0.00	< 4.47
Coffee	IgG	Not Significant	0.00	< 4.47
Green Tea	IgG	Not Significant	0.00	< 4.47
Honey	IgG	Not Significant	0.00	< 4.47
Meat Glue	IgG	Not Significant	0.00	< 4.47
Oolong Tea	IgG	Not Significant	0.00	< 4.47

* MFI x 1000

Comments

IgG Food MAP uses food-derived antigens to assess IgG immune reactivity to each of 190 foods:

A patient's serum or dry blood spot sample is introduced to a protein extract from each of the 190 foods. The test report indicates the level of IgG antibodies to those specific food proteins. If food-specific binding occurs between a food antigen and the patient's IgG antibodies, the result will appear on the graph as low, moderate, or high in relation to a reactivity scale.

Using IgG Food MAP results to build elimination or exclusion diets:

Symptomatic reactions to IgG-reactive foods are difficult to connect with specific foods. A diet eliminating some or all reactive foods may improve symptoms and is not as challenging as a full elimination or elemental diet. As reactive foods are removed from the diet, it is useful to observe any changes in digestion, skin condition, energy level, mood, or pain level.

The IgG Food MAP Test includes two separate reports: the IgG Food MAP report (190 foods) and the IgG Yeast Allergy report (Candida albicans and Saccharomyces cerevisiae yeast).

Because yeasts' primary antigens are rich in glycans, and not suited for the protein-specific assay, they are tested by an ELISA method and results are provided **in a separate report**, which may occasionally be delivered or available in the portal on a different date.

For additional information and references on IgG and dietary intervention, please visit www.greatplainslaboratory.com, Select A Test – IgG



Congratulations, Report

The IgG test was an important step in improving your health. A Food Rotation Diet based on your results may further improve your symptoms.

The Great Plains Laboratory, LLC.

FOOD ROTATION DIET BASED ON IGG RESULTS

The following personalized rotation diet is presented as an example of this approach to symptom reduction based on your IgG results.

Foods that showed elevated IgG levels on your test (those in the moderate or high categories) have been removed from rotation. Your rotation diet is constructed from the foods that tested in the clinically insignificant or low categories on your results. Foods were grouped by food families, such as the cabbage family or the fish family, as related organisms are more likely to share similar proteins with similar immune reactivity.

Rotation diets are a recommended method for reducing negative responses to foods:

In general, eating from different food families distributed over several days reduces overall inflammation and toxic load, as well as lessening the chance of developing additional food sensitivities. Consult your health practitioner for advice on how long to follow your rotation diet and when to reintroduce foods as a challenge. Many individuals require at least a year or more of food elimination and rotation for IgG levels to return to normal. Continuing to eat a variety of whole foods is a healthy lifestyle choice.

Rotation diets may reduce overall food reactivity:

Eating similar foods every day is an easy pattern to adopt for busy lives, however, this behavior may increase food reactivity. Rotating foods decreases the burden on the immune system and possibly reduces overall toxin load, while providing adequate nutrition and variety. Food cravings may lessen and awareness of responses to specific foods may be heightened. Rotating foods may also “unmask” hidden food sensitivities, especially if a detailed food and symptom daily record is maintained.

Please note that the rotation diet is based only on IgG testing:

Testing for IgE antibodies to food allergens should be considered PRIOR TO BEGINNING A ROTATION DIET, even if histamine reactions are not symptomatically evident. The most common IgE reactions are to dairy, eggs, peanuts, or seafood. IgE allergies are most common in childhood, and often are outgrown by adulthood.

For additional information and references on IgG and dietary intervention, please visit www.greatplainslaboratory.com. Select A Test – IgG



Four Day Rotation Diet – Customized for Report Sample

Day 1	Day 2	Day 3	Day 4
Dairy			
Cheddar Cheese Cheddar Cheese Cow's Milk Cow's Milk Mozzarella Cheese Mozzarella Cheese Yogurt Yogurt	Whey Whey	Goat's Milk Goat's Milk Sheep's Yogurt Sheep's Yogurt	
Beans and Peas			
Black Bean Black Bean Green Bean Green Bean Kidney Bean Kidney Bean Navy Bean Navy Bean Pinto Bean Pinto Bean	Adzuki Bean Adzuki Bean Mung Bean Mung Bean Soybean Soybean Tofu Tofu	Lentil Lentil Lima Bean Lima Bean	Garbanzo Bean Garbanzo Bean Green Pea Green Pea
Fruits			
Apple Apple Date Date Jackfruit Jackfruit Lychee Lychee Passion Fruit Passion Fruit Pear	Acai Berry Acai Berry Cantaloupe Cantaloupe Grapefruit Grapefruit Guava Guava Lemon Lemon Orange	Apricot Apricot Blueberry Blueberry Cherry Cherry Cranberry Cranberry Fig Fig Grape	Banana Banana Coconut Coconut Mango Mango Papaya Papaya Pineapple Pineapple
Grains			
Millet Millet Sorghum Sorghum Teff Teff Wheat Gluten Wheat Gluten Whole Wheat Whole Wheat	Amaranth Amaranth Buckwheat Buckwheat Oat Oat Quinoa Quinoa	Corn Corn	Barley Barley Malt Malt Rice Rice Rye Rye

Fish/Seafood			
Anchovy	Abalone	Perch	Bass
Anchovy	Abalone	Perch	Bass
Codfish	Crab	Red Snapper	Bonito
Codfish	Crab	Red Snapper	Bonito
Halibut	Jack Mackerel	Salmon	Pacific Mackerel (Saba)
Halibut	Jack Mackerel	Salmon	Pacific Mackerel (Saba)
Sardine	Lobster	Trout	Pacific Saury
Sardine	Lobster	Trout	Pacific Saury
	Octopus		Tuna
	Octopus		Tuna
	Oyster		
Meat/Fowl			
Beef	Chicken	Egg White	Pork
Beef	Chicken	Egg White	Pork
Lamb	Duck	Egg Yolk	
Lamb	Duck	Egg Yolk	
	Goose		
	Goose		
	Turkey		
	Turkey		
Nuts/Seeds			
Almond	Chestnut	Cashew	Brazil Nut
Almond	Chestnut	Cashew	Brazil Nut
Flax Seed	Hazelnut	Chia Seed	Peanut
Flax Seed	Hazelnut	Chia Seed	Peanut
Pine Nut	Hemp Seed	Macadamia Nut	Pistachio
Pine Nut	Hemp Seed	Macadamia Nut	Pistachio
Sesame Seed	Pecan		Pumpkin Seed
Sesame Seed	Pecan		Pumpkin Seed
	Sunflower Seed		
	Sunflower Seed		
	Walnut		
Vegetables			
Broccoli	Artichoke	Asparagus	Bamboo Shoot
Broccoli	Artichoke	Asparagus	Bamboo Shoot
Brussel Sprout	Beet	Avocado	Bean Sprout
Brussel Sprout	Beet	Avocado	Bean Sprout
Cabbage	Bitter Gourd	Bell Pepper	Carrot
Cabbage	Bitter Gourd	Bell Pepper	Carrot
Cauliflower	Burdock Root	Chili Pepper	Celery
Cauliflower	Burdock Root	Chili Pepper	Celery
Kale	Cucumber	Eggplant	Enoki Mushroom
Kale	Cucumber	Eggplant	Enoki Mushroom
Napa Cabbage	Pumpkin	Garlic	Lettuce

Herbs/Spices

Bay Leaf	Black Pepper	Basil	Cilantro
Bay Leaf	Black Pepper	Basil	Cilantro
Cinnamon	Cayenne Pepper	Mint	Cumin
Cinnamon	Cayenne Pepper	Mint	Cumin
Cloves	Ginger	Oregano	Curry
Cloves	Ginger	Oregano	Curry
Mustard Seed	Miso	Rosemary	Dill
Mustard Seed	Miso	Rosemary	Dill
Tarragon	Paprika	Sage	Hops
Tarragon	Paprika	Sage	Hops
	Turmeric	Thyme	Vanilla Bean

Miscellaneous

Miscellaneous foods are not rotated. Remove foods with a moderate or high antibody response.

Requisition #:	9900001	Practitioner	REGENERUS LABS
Patient Name:	Sample Report GPL02-DB	Date of Collection:	Dec 1, 2022
Date of Birth:	Apr 10, 2005	Time of Collection:	Not Given
Gender:	M	Print Date:	Mar 21, 2023 December
		Report Date:	01, 2021

IgG Yeasts Allergy Test (2) DBS



Reactivity Summary

Not Significant

Candida Albicans
Yeast

Not Significant	1.00 - 1.99
Low	2.00 - 3.49
Moderate	3.50 - 4.99
High	>= 5.00
Yeast Saccharomyces Cerevisiae Scale	

Not Significant	<= 3.49
Low	3.50 - 6.99
Moderate	7.00 - 14.99
High	>= 15.00
Candida Scale	

The Candida albicans scale accounts for the observation that background levels of Candida-specific immunoglobulins are normally present in virtually all individuals tested. It is intended to provide a clearer description of its clinical significance and was established according to population percentile ranks obtained from a random subset of 1,000 patients.

Testing performed by The Great Plains Laboratory, LLC., Overland Park, Kansas. This test has not been evaluated by the U.S. Food and Drug Administration.

Requisition #:	9900001	Practitioner	REGENERUS LABS
Patient Name:	Sample Report GPL02-DB	Date of Collection:	Dec 1, 2022
Date of Birth:	Apr 10, 2005	Time of Collection:	Not Given
Gender:	M	Print Date:	Mar 21, 2023 December 01, 2021

IgG Yeasts Allergy Test (2) DBS

Comments

High levels of IgG antibodies to Candida, a genus of yeast:

A separate test for IgG antibody to Candida (serum and DBS) is included because of Candida's importance to overall health. IgG antibodies to Candida may be due to current or past infection or intestinal overgrowth. An elevated Candida IgG indicates the immune system has interacted with Candida. Although Candida and related fungal species are normal constituents of GI flora, use of antibiotics, oral contraceptives, chemotherapy, or anti-inflammatory steroids increases the possibility of fungal overgrowth and imbalance of GI flora. Dietary improvements and/or antifungal therapy may lower Candida antibodies and reduce symptoms.

Testing performed by The Great Plains Laboratory, LLC., Overland Park, Kansas. This test has not been evaluated by the U.S. Food and Drug Administration.